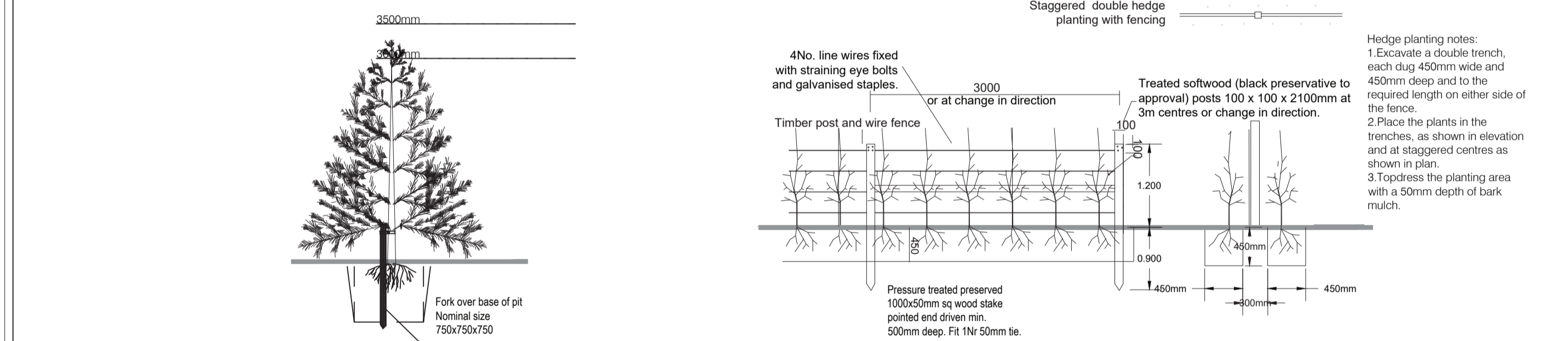


Detail A: Specimen - Semi-mature trees, 40-45cm, 30-35cm girth - Triple stake system

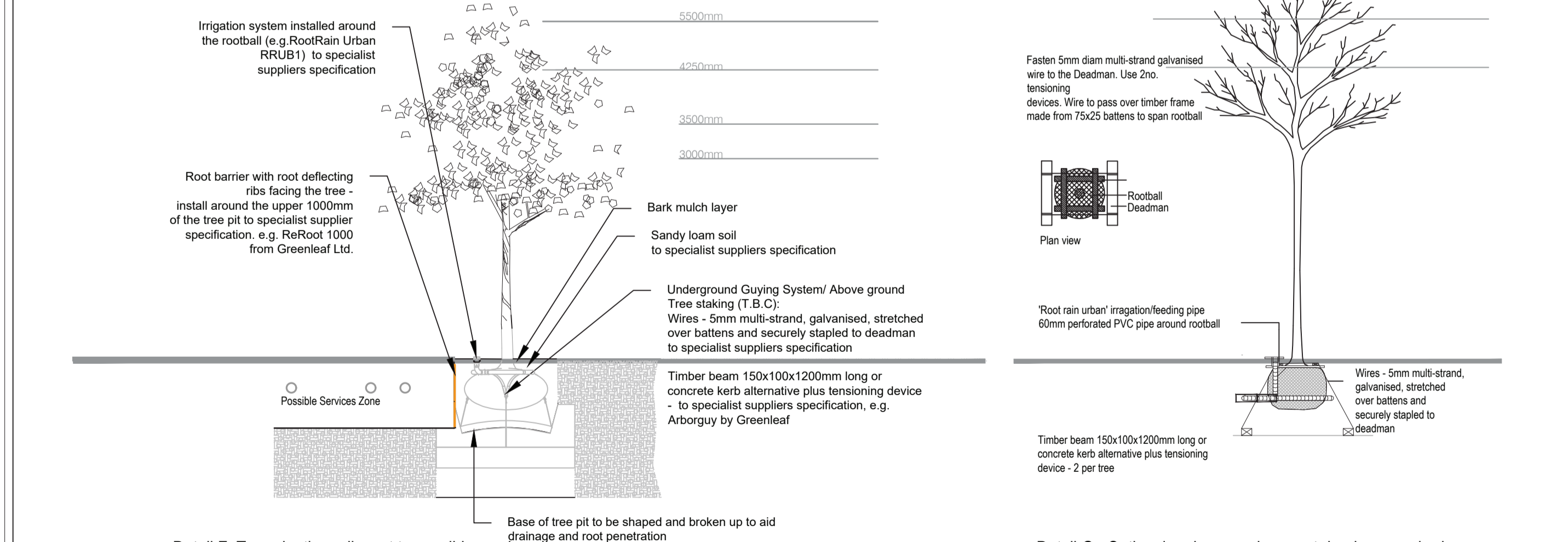
Detail B: Extra Heavy Standard tree planting

Detail C: Feathered tree planting 4.0-4.5m h



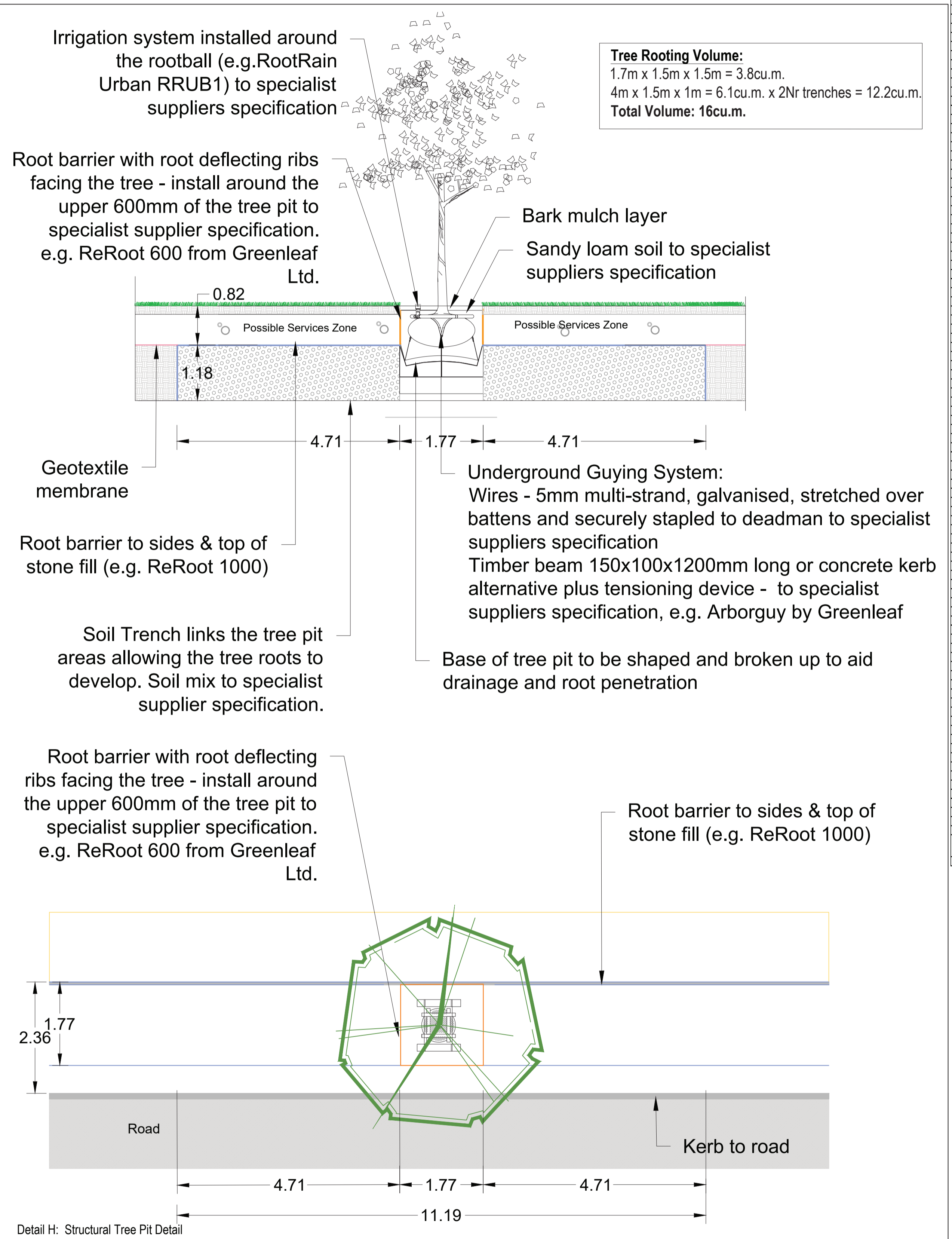
Detail D: Conifer tree planting 2.5-3.0m h

Detail E: Hedge planting



Detail F: Tree planting adjacent to possible services

Detail G: Optional underground support deadman anchoring system, for semi-mature trees



Indicative Planting Schedule (to be carried out in accordance with arboriculturalist's woodland management plan and the project ecologist's recommendations)

Name	Specification	Size (girth/height)
<b>Woodland Tree Planting - to be carried out in accordance with the arboriculturalist's recommendations below is an example of the species that may form part of the woodland management plan and size will depend on the location e.g. large scale whip planting to specimen tree planting:</b>		
Aesculus hippocastanum	1.8m clear stem, FB	16-18cm girth
Betula pendula	1.8m clear stem, FB	16-18cm girth
Betula pubescens	1.8m clear stem, FB	16-18cm girth
Fagus sylvatica	1.8m clear stem, FB	16-18cm girth
Pinus sylvestris	Feathered, FB	2.2.5m high x 1.5m girth
Pinus nigra	Feathered, FB	2.2.5m high x 1.5m girth
Quercus ilex	Feathered, FB	2.2.5m high x 1.5m girth
Quercus petraea	1.8m clear stem, FB	16-18cm girth
Quercus robur	1.8m clear stem, FB	16-18cm girth
Tilia cordata	1.8m clear stem, FB	16-18cm girth
<b>Street Tree Planting</b>		
Acer campestre	1.8m clear stem, FB	16-18cm girth
Quercus petraea	1.8m clear stem, FB	16-18cm girth
<b>Tree planting within public/communal spaces</b>		
Acer campestre	1.8m clear stem, FB	14-16cm girth
Aesculus hippocastanum	1.8m clear stem, FB	30-35cm, 20-25cm, 14-16cm
Alnus glutinosa	1.8m clear stem, FB	14-16cm girth
Betula pubescens	1.8m clear stem, FB	14-16cm girth
Fagus sylvatica	1.8m clear stem, FB	30-35cm, 20-25cm, 14-16cm
Pinus nigra	Feathered, FB	2.2.5m high
Pinus sylvestris	Feathered, FB	2.2.5m high
Pinus uncinata	1.8m clear stem, FB	14-16cm girth
Pyrus cisteryana Chanticleer	1.8m clear stem, FB	14-16cm girth
Quercus petraea	1.8m clear stem, FB	14-16cm girth
Quercus robur	1.8m clear stem, FB	30-35cm, 20-25cm, 14-16cm
Salix alba	1.8m clear stem, FB	14-16cm girth
Sorbus aucuparia	1.8m clear stem, FB	14-16cm girth
<b>Multi stem shrubs</b>		
Acer granata	Multi-stemmed, FB	2.0-2.5m high
Acer palmatum	Multi-stemmed, FB	2.0-2.5m high
Ardischia amabilis	Multi-stemmed, FB	2.0-2.5m high
Magnolia grandiflora	Multi-stemmed, FB	2.0-2.5m high
<b>Native Hedging</b>		
Acer campestre	1.1-2.0m hnd	120-150cm
Catalpa monnina	1.1-2.0m hnd	120-150cm
Ilex aquifolium	1.1-2.0m hnd	120-150cm
Prunus spinosa	1.1-2.0m hnd	120-150cm
<b>Ornamental Hedge Planting</b>		
Fagus sylvatica	1.1-2.0m hnd	120-150cm
Prunus laurocerasus	1.1-2.0m hnd	120-150cm
<b>Sensory Planting (to play facility)</b>		
Abutilon stramonium	OC	3 litre
Beinchoya salomonii	OC	3 litre
Lavandula angustifolia c.v.ars	OC	3 litre
Ranunculus officinalis	OC	3 litre
Salvia aperea	OC	3 litre
Thymus praecox	OC	3 litre
<b>Herbaceous/shrubs (may include but not limited to the following)</b>		
Adiantum species	4.5cm	min 25 pot
Allium sphaerocephalon	4.5cm	min 30 pot
Crocus species	6cm	min 25 pot
Geranium 'Robinson's Blue'	6cm	min 25 pot
Hosta 'Fancisee'	4.5cm	min 25 pot
Hypericum 'Hidcotle'	4.5cm	min 25 pot
Viola 'Bicolor White Spot'	4.5cm	min 25 pot
Loxandrus ang. 'Hidcotle'	4.5cm	min 25 pot
Polygonum affine	4.5cm	min 25 pot
Rubus species 'Goldrum'	4.5cm	min 25 pot
Salvia 'sp. 'Mansara'	6cm	min 25 pot
Vinca major	6cm	min 25 pot
<b>Grasses (all 2-3 lit. pot)</b>		
Carex flacca	4.5cm	min 25 pot
Molinia caerulea subsp. arundinacea	4.5cm	min 25 pot
Stipa calamagrostis	4.5cm	min 25 pot
<b>Perennials (all 2-3 lit. pot)</b>		
Echinacea purpurea 'Fatal Attraction'	4.5cm	min 25 pot
Delphinium ajacis	4.5cm	min 25 pot
Conoclinium 'Riverside'	4.5cm	min 25 pot
Libertia grandiflora	4.5cm	min 25 pot
Luzula nivea	4.5cm	min 25 pot
Luzula sylvatica	4.5cm	min 25 pot
Rubus species 'Goldrum'	4.5cm	min 25 pot
Salvia nemorosa	4.5cm	min 25 pot
Sedum spectabile 'Autumn Joy'	4.5cm	min 25 pot
<b>Bulb Planting</b>		
All top size, sown at 5 per sqm of each type		
Allium hollandicum c. vars		
Tulipa 'White Triumphator'		
Planted as bulbs, top size, sown in drifts of 12-15 bulbs per sqm		
Anemone blanda		
Allium hollandicum c. vars		
Galanthus nivalis		
Narcissus c. vars (3 approx.)		
<b>Turfgrass</b>		
10% Agrostis castellana (Highland Browtop Bent)		
10% Agrostis capillaris (Bowntop Bent)		
10% Festuca ovina (Marsden Fescue)		
40% Festuca rubra (Red Fescue)		
<b>Note</b>		
Planting to riparian zone either side of the stream to be specified in accordance with the project ecologist's recommendations		

© COPYRIGHT  
 This drawing and any design hereon is copyright of the big space ltd and must not be reproduced in whole or in part without their express written consent.

**DIMENSIONS**  
 Figured dimensions only to be taken from this drawing. All dimensions to be checked on site. Landscape Architect to be informed immediately of any discrepancies before work proceeds.

The Big Space  
 creative dock malahide morina village malahide co. dublin  
 T +353 (0)1 806 1840  
 E info@tbsstudio.com  
 W www.tbsstudio.com

**Planning**

job Auburn House, Malahide

DRG Tree Planting Details

Date	Drn.	Chd.	Passed	Scales
Job No.	LM	LM	D.E.	As shown
April 2021				
1489		305		0

Notes